








## 2022 CLUB KART CHAMPIONSHIP POINTS

Class Champion		Yellow highlight signifies championship award will be received!													
CLASS	POSITION	RACER	TOTAL POINTS	4/3	8/7 (rain date)	6/5	6/26	7/24	7/31	8/28	9/18	10/30	11/6	DROP 1	DROP 2
Kid Kart (Exhibition)	23	Jax Jorda	0	X	X	X	-	X	X	X	X	X	X		
	56	Jamie Jorda	0	X	-	X	-	-	-	-	-	-	-		
	150	Dallas Leighton	0	-	X	-	-	-	-	-	-	-	-		
	88	Cassidy Shelton	0	X	-	-	-	-	-	-	-	-	-		
	222	Tony Beam	0	X	-	-	-	-	-	-	-	-	-		
Kid Kart Sport by 	1	Cole Decker	1625	207	206	207	-	204	207	205	182	207	164	0	-164
	2	Jackson Frederick	1456	162	181	147	181	179	182	180	207	147	184	-147	-147
	3	Dallas Leighton	1209	147	-	162	206	144	147	-	137	127	139	0	0
	4	Jamie Jorda	1135	-	146	-	-	159	137	160	162	162	209	0	0
	5	Tony Beam	963	-	161	137	-	-	127	145	127	137	129	0	0
	6	Mia Fleischer	675	182	-	-	-	-	162	-	-	182	149	0	0
	7	Cassidy Shelton	308	-	-	-	161	-	-	-	147	-	-	0	0
	8	Zoe Watts	182	-	-	182	-	-	-	-	-	-	-	0	0
206 Sportsman by 	1	Colton McQuade	1472	186	-	-	185	207	186	186	184	186	152	0	0
	2	Jordan Taylor	1470	211	207	DQ	210	162	211	211	209	211	187	-162	-187
	3	Deaglan Coleman	1320	121	-	208	DNS	147	151	151	164	166	212	0	0
	4	Sydney Miller	1266	151	182	138	-	182	166	131	149	121	167	0	-121
	5	Colin Openshaw	1178	141	137	183	140	-	131	166	139	141	102	0	-102
	6	Chance Przybylowicz	1044	101	-	163	120	137	141	111	129	-	142	0	0
	7	Connor Openshaw	943	131	162	-	165	-	121	121	-	131	112	0	0
	8	Levi Miller	903	91	-	128	110	-	111	101	119	111	132	0	0
	9	Ben Juergensen	752	166	147	148	150	-	-	141	-	DNS	-	0	0
	10	Kate Juergensen	486	111	127	118	130	-	-	DNS	-	-	-	0	0
	11	Bryan Fleischer	374	-	-	-	-	-	101	-	-	151	122	0	0
	12	Branson Berardi	127	-	-	-	-	127	-	-	-	-	-	0	0
	13	Zoe Watts	117	-	-	-	-	117	-	-	-	-	-	0	0
	14	Elijah Keller	0	-	-	-	-	-	-	DNW	-	-	-	0	0
206 Junior by 	1	Brady Atwood	1591	209	148	210	208	127	208	183	184	207	182	-127	-148
	2	Michael Robbins	1500	184	163	185	163	207	148	208	164	182	207	-148	-163
	3	Jake Gent	1369	149	183	130	183	-	183	163	209	137	162	0	-130
	4	Hudson Williams	1279	164	208	140	128	162	163	148	129	147	147	-128	-129
	5	Brody Clary	1044	129	138	110	138	147	-	128	109	127	127	0	-109
	6	Shane Smith	918	-	-	150	-	182	-	138	149	162	137	0	0
	7	James White	787	99	108	-	118	137	118	108	99	-	-	0	0
	8	Keith Labhart	742	139	128	100	-	-	138	118	119	-	-	0	0
	9	Aspen Kellner	583	109	118	120	108	-	128	-	-	-	-	0	0
	10	Lucas Shelton	571	119	-	165	148	-	-	-	139	-	-	0	0

CLASS	POSITION	RACER	TOTAL POINTS	4/3	8/7 (rain date)	6/5	6/26	7/24	7/31	8/28	9/18	10/30	11/6	DROP 1	DROP 2
<b>206 Senior</b>	1	Collin Miller	1645	211	210	185	-	207	207	207	208	210	163	0	-163
by 	2	Tyler Gent	1448	166	165	210	209	-	162	162	163	165	208	0	-162
	3	Brandon Hollenbaugh	1229	DNS	150	-	164	-	182	182	183	185	183	0	0
	4	Brody Kellner	812	186	130	165	184	-	147	-	-	-	-	0	0
	5	Legacey Cavanaugh	807	131	-	110	129	162	-	137	DNS	-	138	0	0
	6	Ryan Dehner	696	-	140	120	149	DNS	-	147	-	140	-	0	0
	7	Tucker Aliberti	592	141	-	150	119	182	DQ	-	-	-	-	0	0
	8	Yousef Khalil	524	-	120	-	109	147	-	-	148	-	-	0	0
	9	Timothy Levterov	441	151	-	140	-	-	-	-	-	150	-	0	0
	10	Brody Kelly	379	-	110	130	139	-	-	-	-	-	-	0	0
	11	Frank Mills	275	-	-	-	-	DNW	DNW	127	-	DNW	148	0	0
	12	Ethan Hanshaw	185	-	185	-	-	-	-	-	-	-	-	0	0
<b>206 Novice</b>	1	Randy Roberts	1511	207	-	179	-	177	178	204	178	207	181	0	0
	2	Matthew Roberts	1359	DNS	-	204	-	202	203	159	203	182	206	0	0
	3	John Anderson	1334	147	201	159	202	-	-	144	158	162	161	0	0
	4	Boyan Levterov	468	-	-	144	177	-	-	-	-	147	-	0	0
	5	Justin Fleischer	182	182	-	-	-	-	-	-	-	-	LITE	0	0
	6	Sam Keller	179	-	-	-	-	-	-	179	-	-	-	0	0
	7	Evan Hughes	162	162	-	-	-	-	-	-	-	-	-	0	0
	8	Layla Van Halle	0	DNS	-	-	-	-	-	-	-	-	-	0	0
<b>Micro Swift</b>	1	Wesley Patterson	201	-	-	201	-	-	-	-	-	-	-	0	0
<b>Pro Gas Senior</b>	1	William Brooks	201	-	-	-	201	-	-	-	-	-	-	0	0
<b>F-100 Junior</b>	1	Shane Smith	804	-	-	201	-	201	-	-	-	201	201	0	0
<b>F-100 Senior</b>	1	Tony Buonaventura	1627	204	-	202	201	203	202	203	202	205	206	0	-201
	2	Chris Yeatman	1210	179	-	-	-	158	177	178	177	180	161	0	0
	3	Alex Schneider	694	DNS	-	177	-	178	-	158	-	-	181	0	0
<b>F-100 Legends</b>	1	Paul Kochis	201	-	-	201	-	-	-	-	-	-	-	0	0
<b>TaG Junior</b>	1	Hannah Kraus	402	-	-	201	-	-	-	201	DNS	-	-	0	0
<b>TaG Novice</b>	1	Eduardo Fernandez	1156	202	203	201	144	-	-	DNS	-	204	202	0	0
	2	Mike Stewart	384	-	-	-	-	-	-	205	-	179	-	0	0
	3	Christopher Kelley	204	-	-	-	204	-	-	-	-	-	-	0	0

CLASS	POSITION	RACER	TOTAL POINTS	4/3	8/7 (rain date)	6/5	6/26	7/24	7/31	8/28	9/18	10/30	11/6	DROP 1	DROP 2
<b>TaG Senior</b>	1	Collin Miller	1599	208	177	205	-	204	181	207	209	165	208	0	-165
	2	Virgil Gross	1324	148	202	145	177	159	161	182	129	150	138	-129	-138
	3	Mark Eller	1247	163	-	-	202	179	146	-	164	210	183	0	0
	4	Craig Gibble	1039	DNS	-	160	-	144	136	147	149	140	163	0	0
	5	Steve Winkelman	579	-	-	-	-	-	-	162	139	130	148	0	0
	6	Vinny Dinora	570	-	-	180	-	-	206	-	184	DNW	-	0	0
	7	Sebastian Fleischer	185	-	-	-	-	-	-	-	-	185	LITE	0	0
	8	Daniel Gomez	183	183	-	-	-	-	-	DNS	-	-	-	0	0
	9	Eli Smeltzer	138	138	-	-	-	-	-	-	-	-	-	0	0
	10	Christopher Kelley	120	-	-	-	-	-	-	DNW	-	120	-	0	0
	11	Kevin Shive	119	-	-	-	-	-	-	-	119	-	-	0	0
	12	Wayne Morris	0	-	-	-	-	-	-	DNW	-	-	-	0	0
	12	Spencer Shive	0	DNS	-	-	-	-	-	-	-	-	-	0	0
	12	Brandon Gross	0	DNS	-	DNS	-	-	-	-	-	-	-	0	0
<b>TaG Legends</b>	1	Kevin Shive	1284	161	178	159	178	-	203	-	-	203	202	0	0
by 	2	Nelson Fernandez	1142	146	158	144	158	-	-	201	-	158	177	0	0
	3	Steve Winkelman	994	206	203	204	203	-	178	-	-	-	-	0	0
	4	Raul Escobar	359	181	-	-	-	-	-	-	-	178	-	0	0
	5	Wayne Morris	179	-	-	179	-	-	-	-	-	-	-	0	0
	6	Jean-Yves Van Halle	136	136	-	-	-	-	-	-	-	-	-	0	0
<b>Shifter</b>	1	Mark Eller	1369	204	-	-	204	203	179	-	201	201	177	0	0
	2	Daniel Gomez	582	DNS	-	202	-	178	DNS	-	-	-	202	0	0
	3	Virgil Gross	383	-	-	-	179	-	204	-	-	-	-	0	0
	4	Brandon Gross	336	DNS	-	177	159	-	-	-	-	-	-	0	0
	5	Sebastian Fleischer	159	-	-	-	-	DNW	159	-	-	-	-	0	0