






2024 CHAMPIONSHIP POINTS

| | POSITION | # | RACER | TOTAL POINTS | R-1 4/6 | R-2 4/27 | R-3 5/18 | R-4 6/8 | R-5 7/20 | R-6 8/3 | R-7 8/31 | R-8 9/1 | R-9 9/21 | R-10 10/5 | R-11 11/9 | DROP | BONUS 25 |
|---|----------|-----|---------------------|--------------|------------|-------------|-------------|------------|-------------|------------|-------------|------------|-------------|--------------|--------------|------|-------------|
| Youth LTD | 1 | 13 | Bruce Falcone | 100 | 50 | 50 | | | | | | | | | | | |
| by | 2 | 443 | Gavin Anderson | 83 | 45 | 38 | | | | | | | | | | | |
|  | 3 | 132 | Abigail Brown | 82 | 41 | 41 | | | | | | | | | | | |
| | 4 | 333 | Kora Lease | 72 | 38 | 34 | | | | | | | | | | | |
| | 5 | 48 | Brielle Falcone | 69 | 33 | 36 | | | | | | | | | | | |
| | 6 | 627 | Maximus Nolan | 68 | 36 | 32 | | | | | | | | | | | |
| | 7 | 16 | Phoebe Mavris | 67 | 34 | 33 | | | | | | | | | | | |
| | 8 | 6 | Jude Mavris | 61 | 30 | 31 | | | | | | | | | | | |
| | 8 | 23 | Logan Sonneborn | 61 | 31 | 30 | | | | | | | | | | | |
| | 10 | 10 | Elise Brown | 57 | 28 | 29 | | | | | | | | | | | |
| | 11 | 444 | Juliette Lease | 55 | 29 | 26 | | | | | | | | | | | |
| | 12 | 68 | Charles Thionville | 45 | - | 45 | | | | | | | | | | | |
| | 13 | 133 | Nila Hunt | 32 | 32 | - | | | | | | | | | | | |
| | 14 | 200 | Jeffrey Fay | 27 | - | 27 | | | | | | | | | | | |
| Youth 50 | 1 | 421 | Julian Agaim | 90 | 45 | 45 | | | | | | | | | | | |
| | 2 | 10 | Jaxon Sheeley | 88 | 50 | 38 | | | | | | | | | | | |
| | 3 | 28 | Julian Hackett | 74 | 41 | 33 | | | | | | | | | | | |
| | 4 | 666 | Will Lease | 70 | 36 | 34 | | | | | | | | | | | |
| | 4 | 614 | Sophia Smith | 70 | 34 | 36 | | | | | | | | | | | |
| | 6 | 17 | Christian Berlowitz | 50 | - | 50 | | | | | | | | | | | |
| | 7 | 95 | Caleb Barrow | 41 | - | 41 | | | | | | | | | | | |
| | 8 | 20 | Emery Meyers | 38 | 38 | - | | | | | | | | | | | |
| | 9 | 33 | Jaxson Bowen | 33 | 33 | - | | | | | | | | | | | |
| Youth 110 | 1 | 555 | Gwen Lease | 91 | 41 | 50 | | | | | | | | | | | |
| by | 2 | 400 | Conner DeBoer | 81 | 36 | 45 | | | | | | | | | | | |
|  | 3 | 10x | Jaxon Sheeley | 66 | 33 | 33 | | | | | | | | | | | |
| | 4 | 32 | Trevor Shields | 50 | 50 | - | | | | | | | | | | | |
| | 5 | 17 | Christian Berlowitz | 41 | - | 41 | | | | | | | | | | | |
| | 6 | 10 | Gavin Belz | 38 | 38 | - | | | | | | | | | | | |
| | 7 | 111 | Blake Sorrentino | 36 | - | 36 | | | | | | | | | | | |
| Enterprises | 8 | 95 | Caleb Barrow | 34 | - | 34 | | | | | | | | | | | |
| | 8 | 01 | Ethan Elliott | 34 | 34 | - | | | | | | | | | | | |
| | 10 | 7 | Mahika Bashyam | 32 | - | 32 | | | | | | | | | | | |
| | 10 | 6 | Charles Thionville | 32 | 32 | - | | | | | | | | | | | |
| Youth Open | 1 | 399 | Conner DeBoer | 91 | 41 | 50 | | | | | | | | | | | |
| | 2 | 421 | Julian Agaim | 68 | 32 | 36 | | | | | | | | | | | |
| | 2 | 555 | Gwen Lease | 68 | 36 | 32 | | | | | | | | | | | |
| | 4 | 32 | Trevor Shields | 50 | 50 | - | | | | | | | | | | | |
| | 5 | 111 | Blake Sorrentino | 45 | - | 45 | | | | | | | | | | | |
| | 6 | 95 | Caleb Barrow | 38 | - | 38 | | | | | | | | | | | |
| | 7 | 10 | Gavin Belz | 34 | 34 | - | | | | | | | | | | | |
| | 8 | 17 | Christian Berlowitz | 33 | - | 33 | | | | | | | | | | | |
| | 8 | 01 | Ethan Elliott | 33 | 33 | - | | | | | | | | | | | |
| | 10 | 6 | Charles Thionville | 31 | 31 | - | | | | | | | | | | | |
| | 11 | 28 | Julian Hackett | 0 | DNS | - | | | | | | | | | | | |

| | POSITION | | RACER | TOTAL POINTS | R-1 4/6 | R-2 4/27 | R-3 5/18 | R-4 6/8 | R-5 7/20 | R-6 8/3 | R-7 8/31 | R-8 9/1 | R-9 9/21 | R-10 10/5 | R-11 11/9 | DROP | BONUS 25 |
|------------------|----------|-----|---------------------|--------------|------------|-------------|-------------|------------|-------------|------------|-------------|------------|-------------|--------------|--------------|------|-------------|
| Adult LTD | 1 | 16 | Steve Mavris | 95 | 50 | 45 | | | | | | | | | | | |
| | 2 | 87 | Mike Cleary | 86 | 45 | 41 | | | | | | | | | | | |
| | 3 | 585 | Victor Nolan | 79 | 41 | 38 | | | | | | | | | | | |
| | 4 | 27 | Steph Falcone | 66 | 32 | 34 | | | | | | | | | | | |
| | 5 | 4 | Kishore Bashyam | 50 | - | 50 | | | | | | | | | | | |
| | 6 | 28 | Andrew Ebersole | 38 | 38 | - | | | | | | | | | | | |
| | 7 | 99 | David Johnson | 36 | - | 36 | | | | | | | | | | | |
| | 8 | 111 | Chris Walker | 32 | - | 32 | | | | | | | | | | | |
| | 9 | 35 | Brett Layton | 0 | DNS | - | | | | | | | | | | | |
| | 9 | 77 | Paul Savoie | 0 | DNS | - | | | | | | | | | | | |
| F-1 | 1 | 415 | Ian Hopper | 91 | 41 | 50 | | | | | | | | | | | |
| | 2 | 401 | Brenna DeBoer | 86 | 45 | 41 | | | | | | | | | | | |
| | 3 | 212 | Trey Morita | 70 | 34 | 36 | | | | | | | | | | | |
| | 4 | 777 | Charles Lease | 67 | 36 | 31 | | | | | | | | | | | |
| | 5 | 9x | Alex Kolodochka | 63 | 31 | 32 | | | | | | | | | | | |
| | 6 | 399 | Jason DeBoer | 62 | 24 | 38 | | | | | | | | | | | |
| | 7 | 40 | Dan Elliott | 59 | 29 | 30 | | | | | | | | | | | |
| | 8 | 68 | Robert Miller | 50 | 50 | DNS | | | | | | | | | | | |
| | 9 | 73 | Logan Barrow | 45 | - | 45 | | | | | | | | | | | |
| | 10 | 26 | Tony Shields | 38 | 38 | - | | | | | | | | | | | |
| | 11 | 210 | Jeff Fay | 34 | - | 34 | | | | | | | | | | | |
| | 12 | 82 | Mike Derrenberger | 33 | - | 33 | | | | | | | | | | | |
| | 12 | 27 | Matt Pudlo | 33 | 33 | - | | | | | | | | | | | |
| | 14 | 54 | Mark Eppig | 32 | 32 | - | | | | | | | | | | | |
| | 15 | 19 | Tyler Kuhn | 30 | 30 | - | | | | | | | | | | | |
| | 16 | 69 | Andrew Stern | 28 | 28 | - | | | | | | | | | | | |
| | 17 | 83 | Arit Harvanko | 27 | 27 | - | | | | | | | | | | | |
| | 18 | 42 | Mike Falcone | 26 | 26 | - | | | | | | | | | | | |
| | 19 | 23x | Howard Sonneborn | 25 | 25 | - | | | | | | | | | | | |
| | 20 | 64 | Ron Morris | 0 | - | DNS | | | | | | | | | | | |
| | 20 | 84 | Alan Gonzalez | 0 | - | DNS | | | | | | | | | | | |
| | 20 | 3 | Dylan O'Connell | 0 | DNS | - | | | | | | | | | | | |
| | 20 | 197 | Barry Savoie | 0 | DNS | - | | | | | | | | | | | |
| F-2 | 1 | 4 | Willie Slunt | 100 | 50 | 50 | | | | | | | | | | | |
| | 2 | 401 | Brenna DeBoer | 86 | 41 | 45 | | | | | | | | | | | |
| | 3 | 402 | Jason DeBoer | 79 | 38 | 41 | | | | | | | | | | | |
| | 4 | 42 | Mike Falcone | 71 | 33 | 38 | | | | | | | | | | | |
| | 5 | 3x | Tom Millwater | 45 | 45 | - | | | | | | | | | | | |
| | 6 | 54 | Mark Eppig | 36 | 36 | - | | | | | | | | | | | |
| | 7 | 69 | Andrew Stern | 34 | 34 | - | | | | | | | | | | | |
| | 8 | 57 | Jean-Yves Van Halle | 32 | 32 | - | | | | | | | | | | | |
| | 9 | 3 | Dylan O'Connell | 0 | DNS | - | | | | | | | | | | | |
| F-3 | 1 | 28 | Ben Miller | 50 | 50 | - | | | | | | | | | | | |
| | 2 | 42 | Mike Falcone | 86 | 41 | 45 | | | | | | | | | | | |
| | 3 | 69 | Andrew Stern | 45 | 45 | - | | | | | | | | | | | |
| | 4 | 84 | Alan Gonzalez | 41 | - | 41 | | | | | | | | | | | |
| | 5 | 4 | Willie Slunt | 0 | DNS | - | | | | | | | | | | | |

| | POSITION | | RACER | TOTAL POINTS | R-1 4/6 | R-2 4/27 | R-3 5/18 | R-4 6/8 | R-5 7/20 | R-6 8/3 | R-7 8/31 | R-8 9/1 | R-9 9/21 | R-10 10/5 | R-11 11/9 | DROP | BONUS 25 |
|---|----------|-----|---------------------|--------------|------------|-------------|-------------|------------|-------------|------------|-------------|------------|-------------|--------------|--------------|------|-------------|
| Stock 100 | 1 | 68 | Robert Miller | 100 | 50 | 50 | | | | | | | | | | | |
| by | 2 | 415 | Ian Hopper | 86 | 45 | 41 | | | | | | | | | | | |
|  | 3 | 28 | Ben Miller | 72 | 34 | 38 | | | | | | | | | | | |
| Enterprises | 4 | 777 | Charles Lease | 69 | 36 | 33 | | | | | | | | | | | |
| | 4 | 40 | Dan Elliott | 69 | 33 | 36 | | | | | | | | | | | |
| | 6 | 212 | Trey Morita | 66 | 32 | 34 | | | | | | | | | | | |
| | 7 | 132 | Matt Brown | 61 | 30 | 31 | | | | | | | | | | | |
| | 8 | 4 | Willie Slunt | 54 | 27 | 27 | | | | | | | | | | | |
| | 9 | 42 | Mike Falcone | 53 | 25 | 28 | | | | | | | | | | | |
| | 10 | 73 | Logan Barrow | 45 | - | 45 | | | | | | | | | | | |
| | 11 | 27 | Matt Pudlo | 41 | 41 | - | | | | | | | | | | | |
| | 12 | 19 | Tyler Kuhn | 38 | 38 | - | | | | | | | | | | | |
| | 13 | 82 | Mike Derrenberger | 32 | - | 32 | | | | | | | | | | | |
| | 14 | 83 | Arit Harvanko | 31 | 31 | - | | | | | | | | | | | |
| | 15 | 210 | Jeff Fay | 30 | - | 30 | | | | | | | | | | | |
| | 16 | 6 | Alex Kolodochka | 29 | - | 29 | | | | | | | | | | | |
| | 16 | 23 | Howard Sonneborn | 29 | 29 | - | | | | | | | | | | | |
| | 18 | 11 | Tom Millwater | 28 | 28 | - | | | | | | | | | | | |
| | 19 | 421 | Joe Testerman | 26 | 26 | - | | | | | | | | | | | |
| | 20 | 197 | Barry Savoie | 0 | DNS | - | | | | | | | | | | | |
| MOTARD 450 | 1 | 415 | Ian Hopper | 95 | 50 | 45 | | | | | | | | | | | |
| | 2 | 28 | Ben Miller | 88 | 38 | 50 | | | | | | | | | | | |
| | 3 | 40 | Dan Elliott | 83 | 45 | 38 | | | | | | | | | | | |
| | 4 | 777 | Charles Lease | 82 | 41 | 41 | | | | | | | | | | | |
| | 5 | 623 | Chris Cayer | 70 | 34 | 36 | | | | | | | | | | | |
| | 6 | 57 | Jean-Yves Van Halle | 67 | 33 | 34 | | | | | | | | | | | |
| | 7 | 12 | Joe Testerman | 36 | 36 | - | | | | | | | | | | | |
| | 8 | 102 | Roberto Diaz | 33 | - | 33 | | | | | | | | | | | |